



**Systematic
Transition**
from prison into
the labour market

STEP2LAB

Private Industries Induction Training Course Curricula

IPS_Innovative Prison Systems
Istituto Religioso di Formazione e Istruzione Professionale

April 2023



Foreword

IPS_Innovative Prison Systems and Istituto Religioso di Formazione e Istruzione Professionale developed these Course Curricula (QUALIFY JUST IT- Solution and Consulting, Lda.) as partners in the project STEP2LAB: Systematic Transition from Prison into the Labour Market – No. KA220-VET-09CB2E38 and financed by the ERASMUS + programme.

ERASMUS + is an EU programme for Education, Training, Youth, and Sport (2014-2020). This publication has been accomplished during the project’s lifetime and implemented with the financial support of the European Commission through the ERASMUS + programme.

The STEP2LAB project is co-financed by the European Commission under the “KA220-VET - Cooperation partnerships in vocational education and training”.

STEP2LAB aims to support industry actors to create effective and collaborative social and labour reintegration roadmaps for prison inmates, particularly those individuals serving shorter sentences or at the end-of-sentence. Moreover, the project targets a younger audience in order to capacitate and motivate them to pursue a professional career and follow a sustainable living project.

Table of Content

Introducing the STEP2LAB Private Industries Induction Course.....	5
The STEP2LAB Project.....	5
STEP2LAB Aims	5
STEP2LAB Target.....	6
STEP2LAB Objectives.....	8
The STEP2LAB Private Industries Induction Training Course.....	10
Glossary of terms, abbreviations, and acronyms	11
Assessment criteria	11
Assessment methods	11
Competences.....	11
Course unit	12
Learning outcomes.....	12
Programme (Educational).....	12
Qualification.....	12
Student-centred learning	13
Workload.....	13
Partner Identification.....	13
The STEP2LAB Private Industries Induction Course Curricula	15
Module 1: Technical Drawing (basic concepts).....	16
Aims	16
Duration.....	17
Learning Outcomes.....	17
Required Material.....	17
Structure	18
Module 2: Technical Drawing (CAD - Computer-Aided Design)	19
Aims	19
Duration.....	20
Learning Outcomes.....	20
Required Material.....	21
Structure	21
Annex I.....	24
Project Information.....	25



**Systematic
Transition**
from prison into
the labour market

Co-funded by the
Erasmus+ Programme
of the European Union



Change Control	26
Document Properties.....	26
Revision Control.....	26

Introducing the STEP2LAB Private Industries Induction Course

This document pertains to the STEP2LAB Private Industries Induction Course Curricula, which was developed as part of the STEP2LAB project.

The document is divided into two main sections. Firstly, an introduction to the STEP2LAB project is provided, highlighting its aims, target groups, and objectives. Subsequently, a brief overview of this course and its components is presented. Finally, the STEP2LAB Private Industries Induction Course Curricula are outlined.

The STEP2LAB Project

The **“Systematic Transition from Prison into the Labour Market” (STEP2LAB)** project was funded by the European Commission under the Erasmus+ Programme.

The main objective of the STEP2LAB project is to improve Prison Work (PW) by aligning it with the requirements of the labour market. The initiative aims to facilitate a positive and inclusive reintegration of both adult and young imprisoned individuals into society. To accomplish this, the project focuses on developing a model that promotes cooperation between prison administrations and private industries. The model aims to enhance education pathways and create effective employment opportunities for incarcerated individuals. By doing so, STEP2LAB seeks to support inmates in their transition from prison life to successful participation in the labour market and society at large.

STEP2LAB Aims

The project’s primary objectives are as follows:

1. **Develop** a replicable process to foster collaboration between prison services and private industries to create and implement effective procedures for inmates’ employment.

2. **Establish** a model of guidance, training and insertion based on a collaborative approach between prison services and private industries. This model will facilitate the development of a career plan for inmates, which includes continuous learning, job qualification and employers' preparation for the recruitment of inmates after release. The model will be tested with 96 inmates across the participant countries.
3. **Create** a standard induction training programme designed for inmates who wish to acquire new competencies necessary to be employed in specific industries. This training will be tested with 96 inmates across the participant countries.
4. **Design** a training of trainer's course to educate prison and private industries staff on setting up and managing STEP2LAB processes and models. The course will cover various topics such as (inclusion and diversity in fields of education, training, youth, and sport and vocational education and training (VET).
5. **Adapt** vocational education and training to labour market needs.

As stated in the project application, enhancing inmates' skills through prison work improves their employment prospects upon release. Furthermore, it facilitates former incarcerated individuals' full reintegration into society, especially considering that employment significantly contributes to social inclusion (Gustafsson et al., 2018).

STEP2LAB Target Groups

The project focuses on specific target groups, and these include:

1. Juvenile or adult inmates
2. Prison staff
3. Professionals working in private organisations and civil society organisations.

Specifically, STEP2LAB aims to address the needs of these target groups by providing a capacity-building package to both prison services and private industries. The goal is to establish effective prison work strategies and customise a model suitable for each country's specific needs. This initiative will contribute to inmates' labour market integration, retention, and professional development.

Research has consistently shown that successful social reintegration is directly linked to re-entry into the labour market. Therefore, the development of prison workshops plays a crucial role in providing and maintaining essential work habits (ExOCOP Policy Forum Berlin, 2012; Latessa, 2012).

The importance of effective PW strategies is also highlighted in the UN Standard Minimum Rules for the Treatment of Prisoners (the Nelson Mandela Rules), which stress that “all appropriate means shall be used, including (...) education, vocational guidance and training, social casework, employment counselling (...), in accordance with the individual needs of each prisoner, taking account of his or her (...) prospects after release” (Rule 92- 1), while “actively participat(ing) in their rehabilitation” (Rule 96-1) and assuring that “the work provided (...) will maintain or increase the inmates’ ability to earn an honest living after release” (Rule 98-1).

The project aims to use VET to enhance the attractiveness and flexibility of such courses, while also implementing induction training to improve the performance of disadvantaged groups in industries facing labour shortages.

This comprehensive offer is highly attractive to inmates, as it addresses their learning motivation and needs. Simultaneously, the capacity-building package targets practitioners from prison services and private industries in need of human resources. This approach ensures that STEP2LAB promotes and develops flexible opportunities that benefit all parties involved: inmates, industries, and prison services.

The project introduces continuous improvement protocols, defines standards of cooperation with employers, and empowers staff to deliver standardised and certified induction training that aligns with labour market demands. In addition, the project plans to pilot vocational guidance and a package of basic competencies induction in a specific industry for 96 inmates across participant countries. This will help develop a career plan and provide them with the opportunity to participate in internship programmes while serving their prison sentences.

The literature on the positive impacts of prison work on inmates shows some controversy. Studies indicate that work in prison goes beyond merely providing income; it serves as a primary means of socialisation and offers inmates a context in which they can develop a sense of ownership, fulfilling essential therapeutic and educational roles in their resocialisation (Alós et al., 2014; Esteban et al., 2014) and in preventing recidivism (Alós et

al., 2014; Zanella, 2020). However, the actual impacts vary considerably depending in the specific prison work models.

One concern raised in the literature is the lack of rigorous evaluations of prison work programmes (McEvoy, 2008). STEP2LAB builds on these findings by promoting competencies for different target groups: juveniles, adults, and organisations involved in prison work, both from prison administrations and specific private industries in need of manpower.

In 2017, Manyika et al., provided evidence that the European industry would require an additional 400 thousand workers by 2030, particularly in the textile, clothing, leather, and footwear sectors. These industries represent an annual business volume of 200 thousand billion euros and employ 2.2 million people in 225 thousand European companies.

In both the general population and the prison context, engaging in work to develop the right skills for qualified jobs has more significant benefits and positive impacts than working merely to remain occupied (Society for Human Resource Management, 2019). Therefore, directing efforts towards acquiring skills that meet the needs of industries facing labour shortages has a more positive impact than investing in competencies for industries with no such struggles for human resources (Alós et al., 2014).

STEP2LAB Objectives

The project's specific objectives include the following:

1. A replicable process to enhance prison services and private industries' collaboration to create and implement effective procedures for inmates' employment.
2. A guidance, training and insertion model based on a collaborative approach between prison services and private industries. This output will enhance the development of the career plan while promoting continuous learning, job qualification and employers' preparation for recruiting inmates after release. This component is expected to be tested with 96 inmates distributed through the participant countries.



**Systematic
Transition**
from prison into
the labour market

Co-funded by the
Erasmus+ Programme
of the European Union



3. An induction training standard to be provided to inmates willing to acquire new competencies necessary to be employed in a specific economy industry and testing it with 96 inmates distributed through the participant countries.
4. A training of trainer's course on setting up and managing STEP2LAB processes and models deliverable to prison and private industries staff.

The STEP2LAB Private Industries Induction Training Course

The STEP2LAB approach aims to define a set of knowledge and skills to be provided to learners, particularly focusing on inmates of different age groups, with a specific emphasis on the younger population (juvenile).

This document outlines the curricula for the STEP2LAB Private Industries Induction Training Course, with a specialised focus on **Technical Design**.

The curricula presented herein have been developed based on the Council Recommendation of the 22nd of May of 2017, which pertains to the European Qualification Framework for lifelong learning.

Technological Centre for the Molds, Special Tools and Plastics Industry (CENTIMFE) an organisation certified by the Portuguese General Directorate for Employment and Industrial Relations (DGERT) of the Ministry of Labour, Solidarity and Social Security, will be responsible for fully certifying this course. CENTIMFE operates within the scope of developing training activities for the establishment and conduction of professional training, as stipulated under Article 4 of Ordinance No. 851/2010, of the 6th of September.

The curricula for the training programme presented in this document have been carefully structured to be applied in the vocational education context. The course can function as a standalone, full-fledged programme or as modular components that can be integrated into other training initiatives, making it versatile and adaptable to the specific requirements of the target group.

Glossary of terms, abbreviations, and acronyms

Assessment criteria

A description of what the learner must accomplish to show that they have achieved a specific learning result, as well as the level at which they are expected to perform it. It establishes that the learning objectives that have been specified for an educational component and the learning activities that have taken place need to be suitable and compatible with the assessment techniques and criteria that will be used for that educational component.

Assessment methods

The whole spectrum of assignments, projects, performances, presentations, portfolios, written, oral, and practical tests or exams will be used to assess a learner's development and determine whether or not a unit's or module's learning objectives have been met.

Competences

Competence is defined by the European Qualifications Framework (EQF) as the use of knowledge, skills, and personal, social, and/or methodological abilities in contexts of work or study and in the pursuit of professional and personal growth. Under the EQF framework, competence is defined as responsibility and autonomy/independence.

The goal of any curriculum should be the development of skills and competencies. All course sections contribute to building a student's competencies, which are then evaluated at various points during the curriculum. Competencies may be either subject-specific or cross-disciplinary (common to any degree course). In most cases, skill improvement is a continuous process that occurs throughout a programme.

Course unit

A learning experience that is independent of others and is officially arranged. It should have a set of learning goals that are consistent and clear, specified learning activities that are in line with the amount of time that is allotted for them within the curriculum, and acceptable assessment criteria.

Learning outcomes

Statements describing what a learner knows, understands, and can accomplish when the learner has successfully completed a learning process. The degree to which students have attained the learning goals must be evaluated using processes based on clear and open standards. It is possible to link learning results not just to specific educational components but also to programmes. In both the European and the national frameworks for qualifications, they are used to indicate the level of each qualification.

Programme (Educational)

A collection of educational components that are recognised to award certification. These components are based on learning outcomes.

Qualification

Any degree, diploma, or other certificate awarded by a competent body attesting to the successful completion of a recognised educational programme, whether it be a degree, diploma, or other certificate.






Student-centred learning



Taking students seriously as active participants in their learning, this approach encourages the development of abilities like problem-solving, critical thinking, and reflective thinking that can be used in various contexts (ESU, 2010).

Workload

An estimate of the time the person typically needs to spend in formal learning settings to complete all learning activities such as lectures, seminars, projects, practical work, work placements, and individual study to attain the stated learning goals. It is essential to remember that this workload may be expected of most students and that the time it will take individual students to attain the learning goals will vary.

Partner Identification

Partner's Short Name	Partner's Name	Partner's Logo
CENTIMFE	Technological Centre for the Molds, Special Tools and Plastics Industry	
IPS	IPS_Innovative Prison Systems (Qualify Just - IT Solutions and Consulting, Lda.)	
-	Penitenciarul Mioveni	
-	Greta du Velay	
IRFIP	Istituto Religioso di Formazione e Istruzione Professionale	

CIRE	Centre d'Iniciatives per a la Reinserció	
KIMW	Gemeinnützige KIMW- Qualifizierungs GmbH	

The STEP2LAB Private Industries Induction Course Curricula

Course Unit/Training Programme	Private Industries Induction: Technical Drawing
Pre-requirements	<p>The acceptance requirements for enrolling in the induction course in the consortium countries are having the minimum schooling of primary school level, and the student must find himself, at least, on a Level 2 of EQF learning outcomes of knowledge, skills, responsibility, and autonomy (see annex A). The student must also possess basic mathematics knowledge with technical interest and good logical skills. In addition, the student must have a B2 level in the language the course will be provided (English, Portuguese, Spanish, French, German, Romanian or Italian). The learner must be available to complete the course (approximately 50 hours) over the span of 4 months (April-July) to complete the course and must be over 16 years old when completing the course.</p>
Course Description	<p>The course is divided into two modules and can be used in vocational education and integrated into other training systems. The module structure will also fit the requirements for micro-credential recognition.</p> <p>Technical drawings, also known as orthographic drawings, are a language understood worldwide and are a talent necessary for every designer who wants their product to be manufactured. This course introduces students to the fundamentals of orthographic technical drawing using third-angle projections. Topics covered include drawing templates, general arrangement drawings, components drawings, notating, and dimensioning. It provides the student with the foundational skills necessary for success in diverse fields (e.g., engineering, plumbing, carpentry, welding, assembly, construction, mechanics, and architecture, among others) via the study of technical drawing. During this process, the student will acquire knowledge of national and European legislation, the tools and techniques used, the basics of measurement, and the universal standard for all technical drawings. The student will also develop his ability to design technical drawings using Computer-Aided Design software, benefitting from learning how to develop professional documentation and drawings that help deliver better projects.</p> <p>During the lectures, a presentation of the subjects, including their context and the resolution of any implementation issues that arise, will be done. The course is structured to be provided by applying theoretical and practical approaches in classroom settings or during autonomous study periods.</p>



Module 1: Technical Drawing (basic concepts)

Aims

- General understanding of the different aspects related to Technical Drawing and its applications.
- Recognize the potential of technical drawing as a tool for research, and keep in mind the all-encompassing nature of objective language in the process of information transmission and interpretation.
- Help the students to develop the skills that will allow them to represent the graphical solutions objectively and precisely.
- Understand the principles of technical drawing so that you may apply them to the reading and interpretation of simple designs and creative goods, as well as to the development of reasoned solutions to geometrical issues in both the plane and space.
- See normalization as the ideal form of conventionalism, which seeks to simplify not only the process of production but also the act of communication to lend it a more universal quality.
- Incorporate the processes of technical drawing into a cultural domain where the significance of aesthetically relevant features is present, such as the practice of art, the design of architectural structures, or industrial design.
- Acquire an understanding of forms and accurately portray them, according to UNE and ISO standards.
- Use the information gained from technical drawing into other investigative procedures, such as those involving creative or technological endeavours.
- Promote the use of technique and logic while sketching to facilitate the communication of scientific and technological concepts.



- Hone on the student's ability to generate drawings so that they can achieve both speed and accuracy in their visual expressions.
- The student must also connect the space to the plane, interpreting the volume in the plane using the various representational systems.

Duration

Module 1, entitled “**Technical Drawing (basic concepts)**”, is expected to have a duration of 25 hours.

Learning Outcomes

The learner is expected to attain the knowledge on:

- What Technical Drawing is and how it can be used.
- The skills to produce a Technical Drawing of a selected object.
- How to annotate and dimension a drawing.
- How to produce sections and parts drawings.
- Preparing technical drawings utilizing traditional drafting tools and techniques.
- Creating orthographic and multiview drawings via the use of methods such as mitre line building, along with line conventions and line weights.
- Learn to do freehand multiview drawings of items that have been given to you by the teacher.
- Producing a final Technical Drawing.

Required Material

To properly develop this module, the student must have access to paper, a pencil, a ruler, a pencil sharpener, and a set square. Also, the teacher will require access to a projector, computer, whiteboard, and markers.

Structure

Chapters	Sub-chapters
Chapter 0. Overview of the 1 st Module	0.1. Aims, learning objectives, and evaluation requirements
Chapter 1. Introduction to Technical Drawing	1.1. National and International Regulations 1.1.1. Each country of the partnership (optional to each country) 1.2. Technical Drawings Terminology 1.3. Elements of Technical Drawings
Chapter 2. Projections and Perspectives	2.1. Projection types 2.2. Orthogonal representation projection methods 2.2.1. European Manufacturing Drawings 2.2.2. American Manufacturing Drawings 2.3. Engineering Drawing Views 2.4. Types of Drawing Views
Chapter 3. Cuts and Sections	3.1. Definitions 3.2. Sectional Views 3.3. Simplifications and conventions when developing Technical Drawings
Chapter 4. Dimensioning Technical Drawing	4.1. Definitions 4.2. Principles of Dimensioning 4.3. Methods and Criteria 4.4. Inscriptions



Module 2: Technical Drawing (CAD - Computer-Aided Design)

Aims

- General understanding of the different aspects related to Technical Drawing and its applications.
- Recognize the potential of technical drawing as a tool for research, and keep in mind the all-encompassing nature of objective language in the process of information transmission and interpretation.
- Help the students to develop the skills that will allow them to represent the graphical solutions objectively and precisely.
- Understand the principles of technical drawing so that you may apply them to the reading and interpretation of simple designs and creative goods, as well as to the development of reasoned solutions to geometrical issues in both the plane and space.
- See normalization as the ideal form of conventionalism, which seeks to simplify not only the process of production but also the act of communication to lend it a more universal quality.
- Incorporate the processes of technical drawing into a cultural domain where the significance of aesthetically relevant features is present, such as the practice of art, the design of architectural structures, or industrial design.
- Acquire an understanding of forms and accurately portray them, according to UNE and ISO standards.
- Use the information gained from technical drawing into other investigative procedures, such as those involving creative or technological endeavours.
- Promote the use of technique and logic while sketching to facilitate the communication of scientific and technological concepts.



- Acquire the abilities that enable the student to articulate graphical solutions with accuracy, precision, and objectivity.
- Use the tools of technical drawing with skill and place a high priority on both the accurate finishing of the drawing and the enhancements that a variety of graphical methods may bring to the portrayal of ideas.
- Hone on the student's ability to generate drawings so that they can achieve both speed and accuracy in their visual expressions.
- The student must also connect the space to the plane, interpreting the volume in the plane using the various representational systems.

Duration

Module 2, entitled “**Technical Drawing (CAD - Computer-Aided Design)**”, is expected to have a duration of 25 hours.

Learning Outcomes

The learner is expected to attain the knowledge on:

- What a Computer-Aided Design Technical Drawing is and how it can be used.
- The skills to produce a Computer-Aided Design Technical Drawing of a selected object.
- How to annotate and dimension a drawing on Computer-Aided Design software (e.g., AutoCAD, FreeCAD, Solidworks, among others).
- How to produce sections and parts drawings on Computer-Aided Design software.
- Creating technical drawings using Computer-Aided Design software, which requires students to specify units, limits, and layers, as well as use the tools found on the Draw, Modify, Object Snap, and Dimension toolbars in Computer-Aided Design software, and print drawings to scale in Paper Space.
- Using Computer-Aided Design software to prepare isometric and pictorial drawings of various machine components.
- Creating cross-sectional views of the machine components using Computer-Aided Design software.

- Computer-Aided Design software to create, insert, modify, and edit blocks, including creating a block library of architectural symbols in one drawing and putting the blocks into a separate drawing using Computer-Aided Design software's Design Center.
- Building 3D models of machine components using the Computer-Aided Design software program by making use of the tools that are found on the ribbon in the 3D Modeling workspace of Computer-Aided Design software.
- Producing a final Technical Drawing on Computer-Aided Design software.

Required Material

For the proper development of this module, the student will need to have access to paper, pencil, ruler, pencil sharpener, set square, computer, and access to computer assisted design software. Also, the teacher will require access to a projector, a whiteboard, markers, a computer, and access to computer assisted design software.

Structure

Chapters	Sub-chapters
Chapter 0. Overview of the 2 nd Module	0.1. Aims, learning objectives and evaluation requirements
Chapter 1. Introduction to the CAD software	1.1. Creating new files 1.2. Initial commands and early usage of CAD
Chapter 2. Sketches creation and definition	2.1. Sketch creation 2.2. How to draw and edit Dimension Lines 2.2.1. Origin 2.2.2. Plans 2.2.3. Features 2.2.4. Dimensions 2.3. Defining sketch and relations
Chapter 3. 3D Features	3.1. Material Tool 3.1.1. Add materials to objects

	<p>3.1.2. Remove materials to objects</p> <p>3.2. Repetitive Patterns</p> <p>3.3. Symmetry, cuts, and sectioning</p>
<p>Chapter 4. 2D Drawings</p>	<p>4.1. Creating 2D Drawings</p> <p>4.2. Applying the Principles of Dimensioning</p> <p>4.3. Creating details and cuts</p>
<p>Chapter 5. Introduction to the Assembly</p>	<p>5.1. Basics of assembly</p> <p>5.2. Positioning and relations</p>



**Systematic
Transition**
from prison into
the labour market

Co-funded by the
Erasmus+ Programme
of the European Union



ANNEX

Annex I

According to the description of the eight EQF levels, the set of descriptors that indicate the learning outcomes relevant as pre-requirements for learners to engage in the STEP2LAB Private Industries Induction Course focused on the development of skills in Technical Drawing are as follows:

	Knowledge	Skills	Responsibility & Autonomy
Definition of the learning outcome	In the context of EQF, knowledge is described as theoretical and/or factual.	In the context of EQF, skills are described as cognitive (involving the use of logical, intuitive, and creative thinking) and practical (involving manual dexterity and the use of methods, materials, tools, and instruments).	In the context of the EQF responsibility and autonomy is described as the ability of the learner to apply knowledge and skills autonomously and with responsibility.
Level 2 of the learning outcomes	Basic factual knowledge of a field of work or study.	Basic cognitive and practical skills required to use relevant information to carry out tasks and to solve routine problems using simple rules and tools.	Work or study under supervision with some autonomy.



Project Information

Grant Agreement	2021 KA220-VET-09CB2E38
Programme	Erasmus+
Key Action	KA220-VET - Cooperation partnerships in vocational education and training
Project Title	STEP2LAB - Systematic Transition from Prison into the Labour Market
Project Starting Date	01-01-2022
Project End Date	01-07-2024
Project Duration	30 months

This project has been funded with the support of the European Commission and the Portuguese National Agency of the Erasmus+ Programme. However, this publication reflects the views only of the authors, and the funding organisations cannot be held responsible for any use which may be made of the information contained therein.



Change Control

Document Properties

Outcome No.	Two		
Project Result No.	2	Project Result Title	STEP2LAB Private industries induction training for inmates
Author/s	LOJA, Sara (IPS_Innovative Prison Systems) ALMEIDA, Sofia (IPS_Innovative Prison Systems)		
Contributor/s	AGUELI, Annamaria (I.R.F.I.P. Istituto Religioso di Formazione e Istruzione Professionale) CARROLAGGI, Pierre (Greta du Velay) SOARES, Rui (CENTIMFE) LIVIU, Daniel (Penitenciarul Mioveni) GHEORGHE, Adriana (Penitenciarul Mioveni) ROXANA, Matea (Penitenciarul Mioveni)		
Name	STEP2LAB Private Industries Induction Training Course Curricula		
Date	April 2023		
Dissemination Level	Public		

Revision Control

Version	Date	Comments
V1.0	24 th of March 2023	Done by IPS
V2.0	28 th of March 2023	Done by IRFIP
V3.0	4 th of May 2023	Partner's Feedback
V4.0	17 th of May 2023	Final Version



STEP 2 LAB

Systematic Transition from prison into the labour market

Co-funded by the
Erasmus+ Programme
of the European Union



This document reflects the views only of the author, and the Commission cannot be held responsible for any use which may be made of the information contained therein.

